



HOLIDAYS' HOMEWORK **CLASS I I**



- **Kids , we have planned for you some activities to make the optimum use of your energy and give vent to your creativity so that you continue learning during the holidays as well.**
- **Parents are requested to converse in English with their wards and encourage them to do the work independently.**

GENERAL INSTRUCTIONS

- **Academic Holidays' Homework of all the subjects is to be done by each and every student.**
- **Revise the portion of the subjects for the upcoming Periodic Test-I.**
- **Open Day Projects / Models / Scrap files etc. are to be prepared as per your Roll No. as mentioned below:**

SUBJECT	ROLL NO.
E.V.S.	1 – 13
Hindi	14 - 26
English	27 – 39
Maths	40 - 52

- **Models should be made from waste material.**
- **Avoid the use of thermocol.**
- **Projects/Models should be well labelled and presented in a way that gives complete information and message.**

ACADEMIC HOLIDAYS' HOMEWORK

ENGLISH

Make a colourful butterfly by following the given instructions-

- **Colour the butterfly using bright and vibrant colours. Cut out the butterfly along the outline. Paste the butterfly in your notebook. Write a short story about the butterfly's journey.**
- **Learn the given portion for Periodic Test 1.**
- **Complete the practice worksheet given on Page No. 79 of your book.**

HINDI

सामान्य निर्देश-

- ❖ **संपूर्ण कार्य करना आवश्यक है।**
- ❖ **संपूर्ण कार्य दिए गए निर्देशानुसार कीजिए।**
- ❖ **सुलेख सुंदर लिखाई में कीजिए।**
- ❖ **ओपन डे प्रोजेक्ट निर्देशानुसार बनाइए।**

- **पाठ 4 'आओ वृक्ष लगाएँ' और पाठ 6 'प्रकृति की चोरी' का पठन कीजिए।**
- **हिंदी अंकों का अभ्यास कीजिए। (गिनती)(ए4 आकार के कागज़ का प्रयोग कीजिए)**
- **हिंदी असाइनमेंट में पेज 24, 25, 26, 27 कीजिए।**
- **नोट- आवधिक परीक्षा के लिए कक्षा में करवाए गए पाठ्यक्रम को याद कीजिए।**

MATHEMATICS

Make a roller chart on Air Transport showing different types of air transport from 1900-2024. Also show how these means of transport affected climate change over the period of time.

1. **Revise chapter - 1 Numbers up to 200 and chapter -2 Addition, for Periodic Test I.**
2. **Do Assignment pages 14 -20.**

E.V.S.

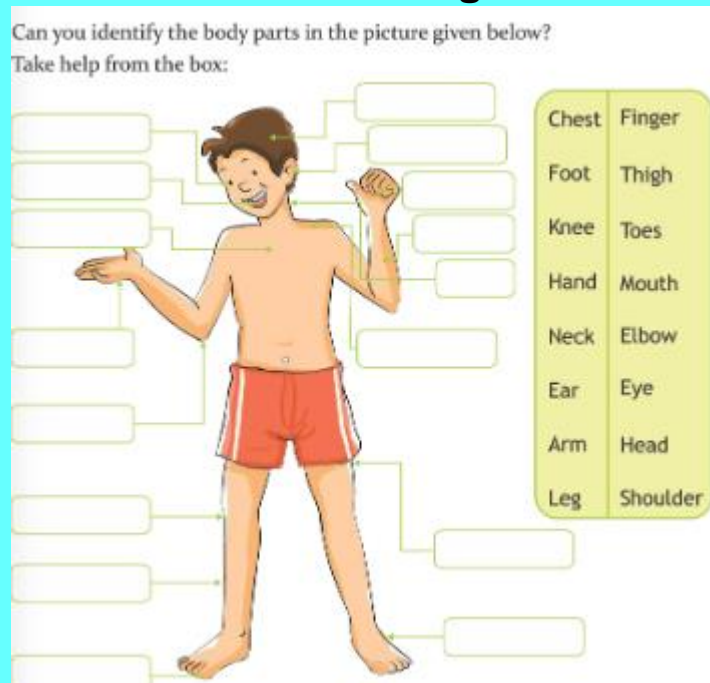
- Learn all the question answers of chapter 1 to 4.
- Complete Pg No. 3, 4, 7, 8, 10, 11, 13, 14 and 15 in the assignment.

Do the following in your EVS Notebook.

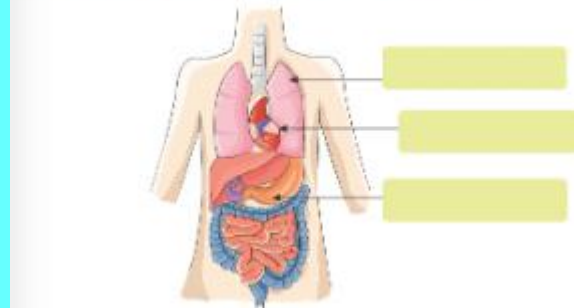
Q1. What is the work of each member in a Joint Family?

Q2. Differentiate between Internal Organs and External Organs.

Q3. Label the following:



2. Look at the given picture and label the organs:



Q4. Differentiate between Joint Family and Nuclear Family.

Q5. State any two Good Manners and two Bad Manners.

ACTIVITY QUESTION

PASTE THE PICTURES OF DIFFERENT TYPES OF HOUSES ON A4 SIZE SHEET.

G.K.

- Learn Page nos. 5, 8, 9 and 10

I.T.

- Complete chapter- 1&2 in Book
- Cut the 'various types of computer and different parts of a computer' pictures (10-12 in sticker size) from the newspaper or magazines and paste them On A4 Size Sheet
- Make a collage of the places where you use the computer. (Use A-4 size sheet)
 - Do page no. 88-91 in IT assignment .

OPEN DAY PROJECTS AND ACTIVITIES

English

Collage of Diversity - Create a collage showcasing diversity in your school or family.

You can include people from different backgrounds,cultures,and abilities. Also, speak how diversity makes our communities stronger.

HINDI

- ओपन डे प्रोजेक्ट एस.डी.जी 4 तथा एस.डी.जी 14 पर आधारित है।
- भारत के राष्ट्र जल जीव का मॉडल बनाइए ।



MATHEMATICS

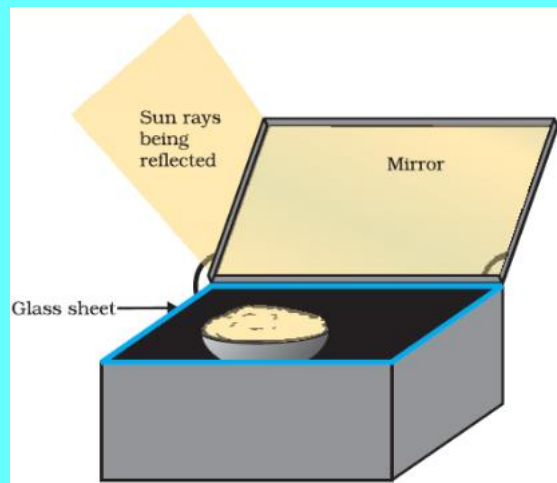
OPEN DAY PROJECT: BASED ON SDG-13 &17

Make a roller chart on Land transport – (Trains) showing different types of trains from 1900 – 2024 . Also show how these means of transport affected climate change over the period of time.



E.V.S.

Make a Solar Cooker.



STEPS TO PREPARE THE MODEL:

- 1. Materials: A Cardboard Box, Aluminium Foil, Glass or Plastic Cover, Glue, Black paint, and a reflective material like foil or mirror.**

- 2. Construct the Box: Cut a flap in the top of the box and cover it with plastic or glass to create a window. This will allow sunlight to enter.**
- 3. Line with Reflective Material: Line the inside of the box with aluminium foil or reflective material to maximize sunlight absorption.**
- 4. Paint the Interior Black: Paint the bottom and sides of the box black to help absorb heat.**
- 5. Make a Reflective Lid: Create a lid using aluminium foil or reflective material to reflect sunlight into the box.**
- 6. Assemble: Assemble the cooker, making sure all components fit securely and cooker is stable.**
- 7. Test: Test your Cooker on a sunny day to ensure it reaches high temperatures. Adjust as needed.**
- 8. Cooking: Once it's ready, you can use your Solar Cooker to bake, boil or steam food by placing it inside the box.**

Holidays' homework of all the subjects will be assessed and marks will be given.

PORTION FOR PERIODIC TEST I

ENGLISH

Literature

Chapter -1 - At the Park Poem - The Squirrel

Chapter -2 - Elly Gets Lost

Poem - Who Has Seen The Wind

Grammar

Alphabetical Order

The Sentence (statement, request, question and command)

Punctuation

Writing Skill

Picture Composition

Paragraph writing

Comprehension Passage

HINDI

- ज्ञानलोक पुस्तक पाठ -1, 2(अभ्यास सहित)
व्याकरण - वर्णमाला और मात्राएँ, भाषा और लिपि, हिंदी अंक (एक से दस)
अपठित गद्यांश
(पुस्तक और असाइनमेंट में करवाया गया कार्य।)

MATHEMATICS

Ch -1 Numbers upto 200

Ch-2 Addition

E.V.S.

Ch-1 Body and Health

Ch-2 Inside My Body

Ch-3 Family and friends

Ch-4 Houses We Live In